



GOVERNMENT / AGENCY BONDS

Follow each command with the  key to activate the function

News

N	Main NEWS menu
TOP	Today's TOP headlines
TOP BON	Today's top BOND headlines
NI	News Category Search
TNI	Dual News Category Search

Suggestions

NI GBN	Global Government Bonds
NI BONTOP	Global TOP Bond News
NI AUC	Global Government Bond Auctions
NI GBN	Global Government Bonds
NI AGE	Fannie, Freddie, Ginnie
NI ANI	Agency Bonds – News Issues
NI FED	Federal Reserve News

AV	Audio Visual / Multimedia Menu
LIVE	LIVE Broadcasts & Interviews

Economic News – Statistics & Surveys

WECO	World Economic Calendar
WECO	World Economic Calendar
ESNP	Economic Statistic Snapshots
WE	Global Economy Watch
STAT	Global Statistics

Research

MRKT	Search for pricing Contributors
BR	Research Main Menu

Broad Fixed Income Monitors

WB	World Bonds
WBF	World Bond Futures
IM	Treasury, Money Market & Bonds
BBT	Bloomberg BondTrader <i>Monitor bid/offer prices from 5 primary dealers with electronic execution</i>
USGA	US Government Agencies main men
PX	Govt/Agency Price menu
GGR	Generic Government Bond rates
CBQ	Market Summary <i>by Country</i>

Customizable Monitors

BLP	Bloomberg Launchpad The ultimate desktop display of 25 customizable windows
------------	--

Fixed Income Searches

SRCH	Bond Search Engine <i>Multi criteria search templates</i>
SRCM	Search Functions main menu

Curve Analysis

YCRV	Global yield curve comparisons <i>Create multiple curve templates</i>
FWCV	Projected Forward Rate Curves
FMC	Fair Market Curve Analysis <i>Compare yields across maturities/sectors</i>
CURV	Curve Construction/components

Bond Watch – New Issues & Auctions

NIM	New Issues Monitor
III	International Insider
AUCR	Auction Results

Calendars

FOMC	FOMC Announcement Dates
FED	Federal Reserve Calendar
CACT	Corporate Actions Calendar
CAL	Event Calendars
CDR	12month Calendar

Electronic Trading

ET	Electronic Trading main menu
-----------	-------------------------------------

Excel Spreadsheets

BBXL	Bloomberg API – downloading data <i>#7 example Bond spreadsheets</i>
-------------	---

Miscellaneous

LEAG	Underwriter Rankings
-------------	----------------------

Shortcuts





LAST	Last 8 functions accessed
GRAB	Send a screen shot as a message attachment
EASY	Essential Tips & Shortcuts
BU	Bloomberg University <i>Events, seminars, on-line manuals</i>





SECURITY ANALYSIS

Follow each command with the  key to activate the function

Finding Securities

- | | | |
|----|---|---|
| 1) | Company name  | Select no.10 |
| 2) | <Govt> TK | Bond Ticker symbol look-up <i>by country</i> |
| 3) | <Govt> ID | Bond Ticker symbol look-up <i>by ID #</i> |
| 4) | T 4.25 08/15/14  | Direct Ticker entry |
| 5) | CTEUR5Y 
CTJPY10Y  | Use 'CT' followed by currency code & maturity |

Bond Analysis

T 4.25 08/15/14  

- | | |
|-------------|---|
| DES | Security Description |
| BQ | Composite Overview
<i>Key price, yield, spread & hedging data</i> |
| DDIS | Debt Distribution |

Charting & Technicals

- | | |
|------------|-------------------------------------|
| GIP | Intraday Price Graph |
| GP | Graph of Price |
| GY | Graph of Yield |
| GPO | Graph of Price with moving averages |
| G | Customizable charting templates |
| GEG | Sample 'G' templates |

Multiple Security Templates

- | | |
|-------------|---|
| MGIP | Intraday charting |
| HMSM | 4-in-1 graphs
<i>Create & store up to 20 templates</i> |
| G | Customizable charting templates |
| RUNS | RUN/AXE messages
<i>Run sheets- create and send to other Bloomberg users or Internet addresses</i> |
| BFLY | Butterfly/Barbell analysis |



News & Research

- | | |
|--------------------|------------------------------------|
| CN | All company news |
| CN mm/dd/yy | Historical news on a specific date |

Pricing

- ALLQ and PCS are directly linked.**
- | | |
|-------------|--|
| ALLQ | All Quotes Monitor - liquidity platform
<i>Most recent prices. Execute trades through dealers for whom you are privileged</i> |
| PCS | Price Provider Search List
<i>Select your default price providers</i> |

Bond Valuation

T 4.25 08/15/14  

- | | |
|-------------|---|
| YA | Yield Analysis |
| YAS | Yield & Spread Analysis
<i>Risk and hedge ratios. Cost of carry</i> |
| ASW | Asset Swap Calculator |
| OAS1 | Option Adjusted Spread Analysis |
| AOAS | Agency Option-Adjusted Spread |
| COC | Cost of Carry Analysis |

Hedge & Risk Analysis

- | | |
|-------------|---------------------------------|
| TED | Euro Futures Strip Hedge |
| FYH | Futures Yield-Shift Hedging |
| PDH1 | Multi Security Duration Hedging |

Two Security Analysis

BUD 9 12/01/09  **T 3.5 08/15/09**  

HS Historical Spread graph/table

SW Swap/Switch Analysis
CCS Cost of Carry