



FIXED INCOME - CORPORATES

Follow each command with the  key to activate the function

News

N	Main NEWS menu
TOP	Today's TOP headlines
TOP BON	Today's top BOND headlines
NI	News Category Search
TNI	Dual News Category Search

Suggestions

NI BON	Global Bond Market News
NI BONTOP	Global TOP Bond News
NI COR	Global Corporate Bonds
NI GBN	Global Government Bonds
NI USB	US Bonds
NI EBN	Eurobonds
NI GILT	UK Gilts
NI FIMR	Fixed Income Market Reports
AV	Audio Visual / Multimedia Menu
LIVE	LIVE Broadcasts & Interviews

Economic News – Statistics & Surveys

WECO	World Economic Calendar
ESNP	Economic Statistic Snapshots
WE	Global Economy Watch
CECO/EVNT	Create your own customized Calendar mixing country & events

Research

MRKT	Search for pricing Contributors
BR	Research Main Menu

Broad Fixed Income Monitors

WB	World Bonds
WBF	World Bond Futures
IM	Treasury, Money Market & Bonds
BBT	Bloomberg BondTrader <i>Monitor bid/offer prices from 5 primary dealers with electronic execution</i>
HYM	High Yield Bond main menu
CBQ	Market Summary <i>by Country</i>

Customizable Monitors

BLP	Bloomberg Launchpad The ultimate desktop display of 50 customizable windows
------------	--

Fixed Income Searches

SRCH	Bond Search Engine <i>Multi criteria search templates</i>
SRCM	Search Functions main menu

Curve Analysis

YCRV	Global yield curve comparisons <i>Create multiple curve templates</i>
FMC	Fair Market Curve Analysis <i>Compare yields across maturities/sectors</i>
FMCI	Fair Market Curve Indices
FMCH	Fair Market Curve History
FMCS	Fair Market Curve Spreads
CURV	Curve Construction/components
FWCV	Projected Forward Rate Curves

Bond Watch – New Issues

NIM	New Issues Monitor
III	International Insider

Calendars

CACT	Corporate Actions Calendar
CAL	Event Calendars
CDR	12month Calendar

Electronic Trading

ET	Electronic Trading main menu
-----------	-------------------------------------

Excel Spreadsheets

BBXL	Bloomberg API – downloading data <i>#7 example Bond spreadsheets</i>
-------------	---

Miscellaneous

LEAG	Underwriter Rankings
PPCR	Private Placement security creation

Shortcuts

LAST	Last 8 functions accessed
GRAB	Send a screen shot as a message attachment
EASY	Essential Tips & Shortcuts
BU	Bloomberg University <i>Events, seminars, on-line manuals</i>





For 24 hour assistance,
press <Help> twice.


SECURITY ANALYSIS

Follow each command with the  key to activate the function

Finding Securities

- 1) **Company name**  Select no.10
- 2) **<Corp> TK** Ticker symbol look-up *by name*
- 3) **<Corp> ID** Ticker symbol look-up *by ID #*
- 4) **BUD 9 12/01/09**  Direct Ticker entry

Company Analysis

BUD 9 12/01/09  

DES	Company Description
RELS	All 'Related' securities
BQ	Composite Overview <i>Key price, yield, and spread data</i>
ISSD	Issuer Information
DDIS	Debt Distribution

Charting & Technicals

GIP	Intraday Price Graph
GP	Graph of price
GY	Graph of yield
GPO	Graph of price with moving averages
G	Customizable charting templates
GEG	Sample 'G' templates

Credit Ratings

CRPR	Credit Profile & ratings history
RATC	Credit Ratings Scanner <i>Create templates for multiple issuers, industries</i>

Multiple Security Templates

MGIP	Intraday charting
HMSM	4-in-1 graphs
G	Customizable charting templates
RUNS	RUN/AXE messages
BFLY	Butterfly/Barbell analysis

News & Research



CN	All company news
CN mm/dd/yy	Historical news on a specific date
CF	Company Filings - Prospectus

Pricing

ALLQ and PCS are directly linked.

ALLQ	All Quotes Monitor - liquidity platform <i>Most recent prices. Execute trades through dealers for whom you are privileged</i>
PCS	Price Provider Search List <i>Select your default price providers</i>

Bond Valuation

BUD 9 12/01/09  

YA	Yield Analysis
YAS	Yield & Spread Analysis <i>Risk and hedge ratios. Cost of carry</i>
ASW	Asset Swap Calculator
RV	Relative Value <i>Historical spread graph to Treasury curve</i>
RVS	Relative Value to Swaps
BFV	Bloomberg Fair Value <i>Theoretical value, comparing to 'like' bonds</i>
CDSW	Credit Default Swap
OAS1	Option Adjusted Spread Analysis
COC	Cost of Carry Analysis
FYH	Futures Yield-Shift Hedging

Holders / Holdings

PHDC	Institutional and insider holders
-------------	-----------------------------------

Two Security Analysis

BUD 9 12/01/09  **T 3.5 08/15/09**  

HS Historical Spread graph/table

SW Swap/Switch Analysis