



For 24 hour assistance,  
press <Help> twice.

Follow each command with the  key to activate the function

### NEWS

<b>N</b>	Main NEWS menu
<b>TOP</b>	Today's TOP headlines
<b>TOP BON</b>	Today's top BOND headlines
<b>NI</b>	News Category Search
<b>TNI</b>	Dual News Category Search

#### Suggestions

<b>NI HYL</b>	<b>Global High Yield Bond News</b>
<b>TNI HYL US</b>	U.S High Yield News
<b>NI BCY</b>	Global Bankruptcy News
<b>NI BON</b>	Global Bond Market News
<b>NI BONTOP</b>	Global TOP Bond News
<b>NI COR</b>	Global Corporate Bonds

<b>AV</b>	Audio Visual / Multimedia Menu
<b>LIVE</b>	LIVE Broadcasts & Interviews

### ECONOMIC NEWS – Statistics & Surveys

<b>WECO</b>	World Economic Calendar
<b>ESNP</b>	Economic Statistic Snapshots
<b>WE</b>	Global Economy Watch
<b>CECO/EVNT</b>	Create your own customized Calendar by country & events

### RESEARCH

<b>MRKT</b>	Search for pricing Contributors
<b>BR</b>	Research Main Menu

### BROAD FIXED INCOME MONITORS

<b>HYM</b>	<b>High Yield Main Menu</b>
<b>WB / WBF</b>	World Bonds / Bond Futures
<b>IM</b>	<b>Treasury, Money Market &amp; Bonds</b>
<b>TRACE</b>	NASD Trace Bonds
<b>BBT</b>	Bloomberg BondTrader <i>Monitor bid/offer prices from 5 primary dealers with electronic execution</i>

### BROAD MARKET MONITORS

<b>WEI / WEIF</b>	World Equity Indices / Index Futures
<b>CBQ / IBQ</b>	Market Summary <i>by Country / Industry</i>

### CUSTOMISABLE EQUITY MONITORS

<b>BLP</b>	<b>Bloomberg Launchpad</b> <b>The ultimate desktop display of 25 customizable windows</b>
------------	--

### FIXED INCOME SEARCHES

<b>SRCH</b>	<b>Bond Search Engine</b> <i>Multi criteria search templates</i>
<b>SRCM</b>	Search Functions main menu

### CURVE ANALYSIS

<b>YCRV</b>	<b>Global yield curve comparisons</b> <i>Create multiple curve templates</i>
<b>FMC</b>	Fair Market Curve Analysis <i>Compare yields across maturities/sectors</i>
<b>FMCI / FMCH</b>	Fair Market Curve Indices / History
<b>CURV</b>	Curve Construction/components

### BOND WATCH – NEW ISSUES

<b>NIM</b>	New Issues Monitor
<b>III</b>	International Insider

### CALENDARS

<b>CACT</b>	Corporate Actions Calendar
<b>CAL</b>	Event Calendars
<b>CDR</b>	12month Calendar

### CREDIT / RATINGS

<b>RATC</b>	Credit Ratings Scanner <i>Create templates for multiple issuers, industries</i>
<b>RATD</b>	Ratings Agency Definitions

### ELECTRONIC TRADING

<b>ET</b>	<b>Electronic Trading main menu</b>
-----------	-------------------------------------

### EXCEL SPREADSHEETS

<b>BBXL</b>	Bloomberg API – downloading data <i>Includes sample spreadsheets</i>
-------------	---

### MISCELLANEOUS

<b>LEAG</b>	Underwriter Rankings <i>Includes pre-set High Yield templates</i>
<b>PPCR</b>	Private Placement security creation

### SHORTCUTS

<b>LAST</b>	Last 8 functions accessed
<b>GRAB</b>	Send a screen shot as a message attachment
<b>EASY</b>	Essential Tips & Shortcuts
<b>BU</b>	Bloomberg University <i>Events, seminars, on-line manuals</i>





For 24 hour assistance,  
press <Help> twice.



## SECURITY ANALYSIS

Follow each command with the  key to activate the function

### FINDING SECURITIES

- |  |                                      |
|--|--------------------------------------|
| 1) <b>Company name</b>    | Select no.10                         |
| 2) <b>&lt;Corp&gt; TK</b>  | Ticker symbol look-up <i>by name</i> |
| 3) <b>&lt;Corp&gt; ID</b>  | Ticker symbol look-up <i>by ID #</i> |
| 4) <b>QUS 13.5 12/10</b>  | Direct Ticker entry                  |

### COMPANY ANALYSIS

**QUS 13.5 12/10**  

<b>DES</b>	Company Description
<b>RELS</b>	All 'Related' securities
<b>BQ</b>	Composite Overview <i>Key price, yield, and spread data</i>
<b>ISSD</b>	Issuer Information
<b>DDIS</b>	Debt Distribution

### CREDIT RATINGS

<b>CRPR</b>	Credit Profile & ratings history
-------------	----------------------------------

### CHARTING & TECHNICALS

<b>GP</b>	Graph of price
<b>GY</b>	Graph of yield
<b>GPO</b>	Graph of price with moving averages
<b>G</b>	Customizable charting templates
<b>GEG</b>	Sample 'G' templates

### HOLDERS/ HOLDINGS

<b>PHDC</b>	Institutional and insider holders
-------------	-----------------------------------

### MULTIPLE SECURITY TEMPLATES

<b>HMSM</b>	4-in-1 graphs
<b>G</b>	Customizable charting templates <i>Create &amp; store templates. Compare performance of High Yield Bonds/Funds/Indices</i>
<b>RUNS</b>	RUN/AXE messages <i>Run Sheets – create and send to other Bloomberg users or Internet addresses</i>

### NEWS & RESEARCH



<b>CN</b>	All company news
<b>CN mm/dd/yy</b>	Historical news on a specific date
<b>TCNI BCY</b>	News specific to Bankruptcies
<b>CF</b>	Company Filings - Prospectus

### PRICING

*ALLQ and PCS are directly linked.*

<b>ALLQ</b>	<b>All Quotes Monitor - liquidity platform</b> <i>Most recent prices. Execute trades through dealers for whom you are privileged</i>
<b>PCS</b>	Price Provider Search List <i>Select your default price providers</i>
<b>TRACE</b>	Search for NASD Trace bonds by ticker

### BOND VALUATION

**QUS 13.5 12/10**  

<b>YA</b>	Yield Analysis
<b>YAS</b>	Yield & Spread Analysis <i>Risk and hedge ratios. Cost of carry</i>
<b>YTC</b>	<b>Yield to Call Calculator</b>
<b>ASW</b>	Asset Swap Calculator
<b>RV</b>	Relative Value <i>Historical spread graph to Treasury curve</i>
<b>CDSW</b>	Credit Default Swap
<b>OAS1</b>	Option Adjusted Spread Analysis
<b>COC</b>	Cost of Carry Analysis
<b>FYH</b>	Futures Yield-Shift Hedging

### TWO SECURITY ANALYSIS

**QUS 13.5 12/10**  **NTLI 8.75 04/14**  

**HS** Historical Spread graph/table

**SW** Swap/Switch Analysis